



HEDGEHOG CLASS HOME LEARNING

Friday 24th April 2020

	<p style="text-align: center;"><u>FUN FRIDAY!</u></p> <p>The children have had a very busy week back so today take some time to reflect on all the learning you have been doing.</p> <p>Are there any areas you feel may need a little more time to work on?</p> <p>Is there a digraph that is still a little tricky? Was there an activity that you really enjoyed and you would like to spend some more time on it?</p> <p>Also there are some art/craft activities coming up that may take some time!</p>
English:	
Phonics:	Revise tricky words, digraphs/trigraphs you are not so confident with
Reading:	Can they read/share their book on Feelings with you? Would they like to add any more pages?
Writing:	<p>Using the wipe clean letter formation chart in their book bag - could they trace over the letters?</p> <p>If they would like to do more - complete some work in their CGP book</p>

Maths:	
Number	<p>Big Numbers Song or</p> <p>Todo maths games or Topmarks maths game</p> <p>Any counting activities that naturally occur at home</p>
Space, Shape & Measures 	<p>White Rose Maths - Early Years - Supertato Day 5</p> <p>https://whiterosemaths.com/homelearning/early-years/</p> <p>Today you get to plant a potato (if you have a sprouting one!!)</p> <p>You can also make a potato or vegetable into a Superhero! What super powers will it have?</p>

Topic:	The World around us!
	<p><u>Art Appreciation</u></p> <p>Please see below for some amazing pictures and sculptures made by Andy Goldsworthy (lots more to view online!).</p> <p>I wonder whether you could make a picture or sculpture using natural materials?</p> <p>Today you might think about the design for your creation and start to collect what will you need and this activity could extend over the weekend. Please send pictures via tapestry as I would love to see them and see if I could add them to our website.</p>

HEDGEHOG CLASS HOME LEARNING

Friday 24th April 2020

Collective Worship	<p>The Beginners Bible - Lesson 1 God's Good Creation (Genesis- Old Testament) https://www.youtube.com/watch?v=_PBpCA2nxG8 Below there is a cut and stick activity to order the pictures of when they occurred in the Christian creation story and a picture just to colour if they would like to.</p>
PE	<p>Any activities either outside or inside but you may like - YouTube: Joe Wicks PE for kids Cosmic Kids Yoga (lots of different stories) On the Nar Valley Federation website - home page under News and Events there is a little section on PE and some links to more PE ideas including ActiveNorfolk and Jasmine. Passwords have been sent to you.</p>
PSED (personal, social, emotional development)	<p>Please share the book you have been making on Feelings. There will be a lot of emotions that the children (and ourselves) are currently feeling and this is an opportunity to talk about them. You might also like to look at the book 'Coronavirus' published by Nosy Crow. There are different versions of this, one is read by Hugh Bonneville (but is audio only) or you can download a version that you read and the children can look at the pictures. I would recommend that you read it first before you share it with your children. https://nosycrow.com/blog/released-today-free-information-book-explaining-coronavirus-children-illustrated-gruffalo-illustrator-axel-scheffler/</p>

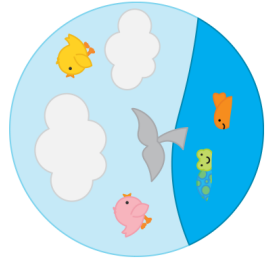
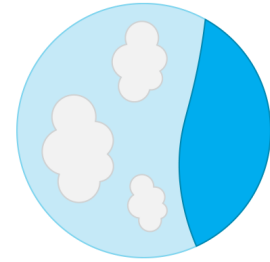

HEDGEHOG CLASS HOME LEARNING

Friday 24th April 2020

Story Sequencing: Cut out the pictures and paste them in the correct order.

The Creation


Genesis
1-2:3



www.MaryMarthaMama.com | graphics from Pixel Paperie

All Things Were Made by Him

And God saw everything
that He made,
and that it was good.



HEDGEHOG CLASS HOME LEARNING

Friday 24th April 2020



Have a close look at the pictures above. What has the artist used to make them? Which one do you like best? Why? Ask your family which one they like best. Do they like the same as you? Find out a little more about the artist below.

I wonder whether you could make a picture or sculpture using natural materials?

HEDGEHOG CLASS HOME LEARNING

Friday 24th April 2020



Andy Goldsworthy Natural Sculptures

Andy Goldsworthy is a British sculptor, photographer and environmentalist. He lives in Scotland. He uses natural materials to make sculptures in sites in and around the UK. He has made them in forests, farms, fields, cities, mountains and more.



Sometimes they last for a long time, other times they last only days.
Can you make some natural sculptures like Andy Goldsworthy?



You could use: leaves, bark, sticks, mud, flowers, stones, feathers, sand, light, reflections and shadows. He often makes spirals, circles, swirls and arches.

