

HEDGEHOG CLASS HOME LEARNING


Tuesday 5th May 2020

English:	
Phonics - revise	<p>Phonicsplay - new format Username: march20 Password: home Flash Cards Speed Trial - Phase 2/3 Picnic on Pluto- Phase 3 air words then revise any your child may be unsure of Tricky word trucks - Phase2/3 Geraldine Giraffe 'air' short video clip of the trigraph 'air' https://www.youtube.com/watch?v=NcHIX2xK--A For a slightly longer clip and slightly more difficult words look at https://www.youtube.com/watch?v=T3rWZYN5jno</p>
Reading:	<p>Please see the sentences below. Have a go at highlighting the air trigraph in each sentence then have a go at reading them. Challenge: can you find any air words in any books you have at home?</p>
Story/ Comprehension:	<p>You might like to listen to the following story which links very nicely with our theme of materials!! The three little wolves and the big bad pig by Eugene Trivizas https://www.youtube.com/watch?v=rZpYMLp1LdQ Comprehension: please talk to your child about the story How is it the same/different to the 3 little pigs? Which parts of the story repeated (repeated refrains) i.e. then I'll huff and I'll puff ... Talk about the meaning of unusual words - fragile, scorched, trembling, tender, fragrant scent etc Which was their favourite part? Why? How did the pig change? Why did he change?</p>

Maths:	
Number	<p>Please see Space, Shape and Measures below as there are lots of number activities included in Day 2.</p>
Shape, Space & Measures	<p>White Rose Maths - Summer Week 3 Day 2 The Hungry Caterpillar https://whiterosemaths.com/homelearning/early-years/ There are lots of different activities today including looking at length, one more/one less, doubling, addition etc</p>
Challenge:	<p>White Rose Maths - Y1 Summer Week 3 Day 2 Related Facts This is quite tricky so you may prefer to consolidate number bonds to 10 and I have added a couple of ideas below.</p>

HEDGEHOG CLASS HOME LEARNING

Tuesday 5th May 2020




Topic:	The World around us!
	<p><u>Materials</u></p> <p>If you are able to, please listen to the story</p> <p>The 3 little wolves and the big bad pig by Eugene Trivizas</p> <p>https://www.youtube.com/watch?v=rZpYMLp1LdQ</p> <p>It is a well told version with music (approximately 16 mins long)</p> <p>As the music plays can your child do the actions???</p> <p>Please discuss it with your child afterwards. What different materials did the wolves use to make their houses? Can you think of any other strong materials they could have used?</p> <p>I know you have made houses in your home learning before for the 3 little pigs - maybe you could try making another house from different materials?</p> <p>Could you have a go at making bricks from mud and water (in old margarine tubs)? If you have sand could you add this? How much? If you have straw or grass - does adding this make a difference?</p> <p>Let the children explore and make several to see which they think is the best!</p> <p>Is there anything else you could use to make bricks?</p> <p>Have fun exploring!!</p>
Collective Worship	<p>A time to reflect</p> <p>Linking to the story:</p> <p>What makes a good friend? Who are your friends? Why do you like them? What makes you a good friend?</p> <p>You might like to draw a picture of you and your friends.</p>
PE	<p>Please use any ideas that your child is enjoying whether it is Kidz Yoga or Joe Wicks etc</p> <p>You could link activities to the story today and have a go at making and playing croquet? If you have a bat and ball can you make some targets on the ground to try and bat the ball through? You could use an old frying pan and a ball if you have them. This will help with hand/eye co-ordination as the children aim for the target.</p>

The 'air' trigraph

1. She has long, brown hair.
2. I am going up the stairs to my bedroom.
3. There is a little fairy on that big tree.
4. He has a pair of trainers in the shed.
5. They are all sitting on chairs.


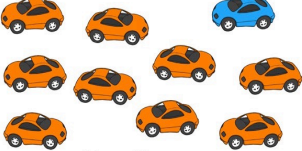


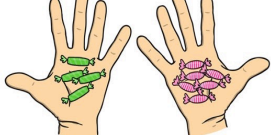

Number Bonds to 10

Can you find the missing number bond to make 10 in the robot's tummy?



Number Bonds to 10

Write the four number sentences for each number bonds story.

 <p>I have 10 socks. 0 are spotted but 10 are striped.</p>	 <p>I have 10 toy cars. 1 is blue and 9 are orange.</p>	 <p>I have 10 doughnuts. 2 are plain but 8 are iced.</p>
<input type="text"/>	<input type="text"/>	<input type="text"/>
<input type="text"/>	<input type="text"/>	<input type="text"/>
 <p>I have 10 roses. 3 are white and 7 are red.</p>	 <p>I have 10 sweets. 4 are green and 6 are pink.</p>	 <p>I have 10 milkshakes. 5 are banana and 5 are strawberry.</p>
<input type="text"/>	<input type="text"/>	<input type="text"/>
<input type="text"/>	<input type="text"/>	<input type="text"/>

Problem number 2 with the cars - the answers would be

$$9 + 1 = 10$$

$$1 + 9 = 10$$

$$10 - 1 = 9$$

$$10 - 9 = 1$$