



Monday 13th July 2020



Hi Reception children,

It's Monday and our last week of school before the Summer holidays!


On this plan you will find today's virtual Maths, Phonics and Handwriting. In Maths you are sorting animals by the number of legs they have. In Phonics you are learning the "ee" digraph and in handwriting you are practising how to write capital letters which have straight and slanted lines.

<p>Maths</p> <p>Mental Maths- 10 mins</p> <p>Maths 20 mins</p>	<p>This week's Maths is based around "How Many Legs" The story link is here- <a href="https://www.youtube.com/watch?v=ga-T5AXbx-8">https://www.youtube.com/watch?v=ga-T5AXbx-8</a></p> <p><b>Task 1-</b></p> <p><b>Guess my rule!</b></p> <p>In order to do some more complex patterns we are going to look closely at some of the features of the animals!</p> <p>Who knows what might come along!</p> <p><b>Talking Together</b></p> <p>Guess my Rule.</p> <p>Think about legs, feet, what kind of feet?</p>  
--	---

### Talking Together - Guess my Rule



### Talking Together - Guess my Rule.




## Task 2-


### Animal Patterns

Now we have got some of the different features of the animals it is time to put them into patterns. Can you identify the pattern? Remember its about picking out 1 feature of the animal not just looking at what that animal is!

#### Talking Together



#### Talking Together




### Talking Together

It's time to create your own patterns using the features of the animals.

What will you decide?

Could you invent your own with some different animals?



Phonics  
20 mins

Today in Phonics you are recapping the "ee" digraph.  
Are you ready?

<https://www.youtube.com/watch?v=oWj7ftQXW9Q>

Want to do some more?

Play Dragon's Den on Phonics Play-

<https://www.phonicsplay.co.uk/resources/phase/2/dragons-den>

Handwriting  
15 minutes

Today we are using our fantastic letter formation again to write some capital letters!

We are starting to write the straight and slant capital letters today.

Have a go at writing these in your book-

