

Friday 8th January 2021

Morning Hedgehogs,



It's Friday and you've made it to the end of our first week of home learning. Lots of fun things for you to try today and like yesterday some teaching videos to watch.

Don't forget to join our live zoom chat at 11am!


Mrs Hoddy

Maths


(20 minutes)

 #MathsEveryoneCan 

Sing a 'one less' rhyme where you take away one animal or object each time.
It would be great if you could use some props from around your house to act out the rhyme as you sing.




Now have a go at thinking of your own 'one less' rhyme to sing.



Ten green bottles

BBC Teach > School Radio > EYFS > Nursery Rhymes and Songs > All Nursery Rhymes and Songs A to Z



| | |
|-----------------------------|---|
| | https://www.bbc.co.uk/teach/school-radio/nursery-rhymes-ten-green-bottles/zncyt39 |
| Handwriting (10 minutes) | <p>Remember you do not have to use a pencil or pen today. You could use flour, sand, mud, sticks, oats or a brush and water.</p> <p>Can you practice the letter q?</p> <p>Write the letter, words and a sentence. Make sure you are making your tall letters tall, your long letters long and you are trying to keep your letters the right size. If your child struggles to form letters, practice writing in the air and carpet and show them how to write it first.</p> <p>Try writing:</p> <p>q queen quack the queen can quack</p> <p>This video might help: CTRL and click on the picture below for the video today:</p>  <p>https://www.youtube.com/watch?v=clmk9BMcdEg</p> |

Phonics
Group 1

Today we are learning the 'oa' digraph. Watch the phonics fairy's video by clicking on the link:



Login details:

<https://ttsstorytimephonics.co.uk/>

Username: Sporle Primary

Password: XA\$li@VB!QM8NqSh8iyeQHMG

See today's teaching video below:



Topic
(Seasons
and
weather)

Today we are learning about animal that hibernate during winter. Watch the teaching video below:

KS1

How the changing seasons affect hedgehogs

Part of Science | Animals

Duration 04:17



<https://www.bbc.co.uk/bitesize/clips/zq9rkqt>

There is a story PowerPoint to accompany this activity if you wish to read it with your child.

You can complete this activity by sorting toys, drawing pictures, explaining through a video or printing, cutting and sticking the pictures in the correct place.

Don't Hog the Hedge! Who Hibernates?

Can you cut, sort and stick the animals into the table to show whether they hibernate or not?











| Hibernates | Does Not Hibernate |
|------------|--------------------|
| | |

Can you add any other animals to the table that hibernate or do not hibernate?

twinkl ORIGINALS

visit [twinkl.com](https://www.twinkl.com)



| | | | |
|---|---|--|---|
|  hedgehog |  fox |  bat |  bees |
|  badger |  toad |  robin |  squirrel |

Storytime/
Dough Disco

Watch the video below and join in the activity. Get your dough ready! If you don't have any playdoh, you could use a ball of squashed bread or a soft ball.

