

Friday 8<sup>th</sup> January 2021

Hello,

I saw some amazing learning happening yesterday. What amazing trees you all made!

I just want to say a big thank you to all of you (parents) for all the effort you are putting into this and well done all of the children for carrying on being fantastic learners.

I hope you all enjoyed the teaching videos yesterday! Thank you those of you who gave me feedback. Sorry about the technical issues with the links, I believe I have sorted this so hopefully they will work today!

Mrs Cole

P.S. Don't forget to join our live zoom chat at 11am!

*you are doing  
wonderful darling. x*

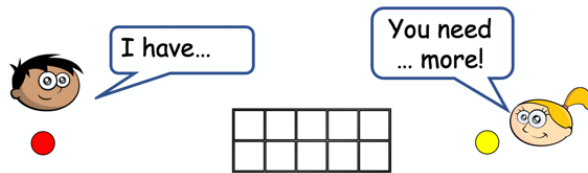
*@diggypanda3*

Maths

(20 minutes)

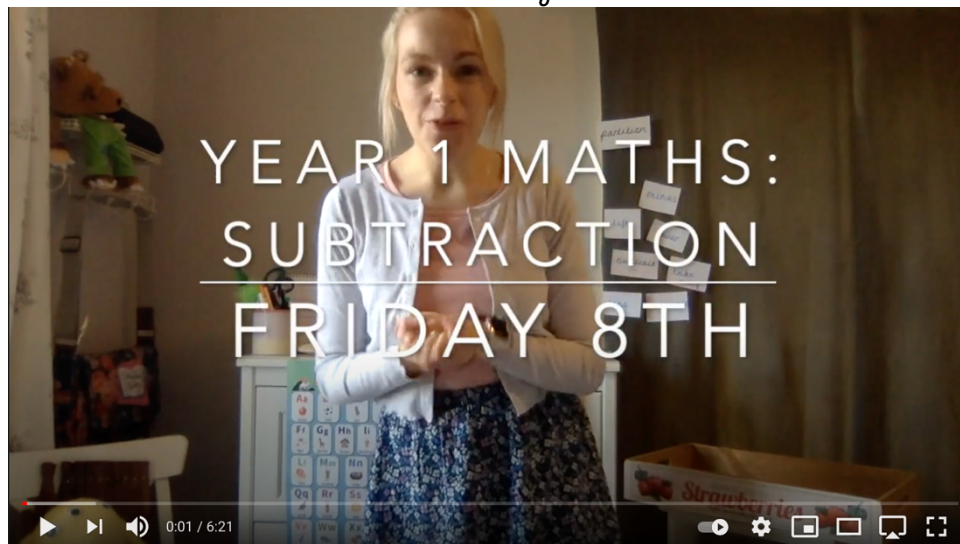
Today for your warmup I would like you to practice making 10 using different sets of objects. You could do this again on your tens frame like yesterday.

Can you practise your number bonds to 10?



Today we are learning to subtract.

Watch the teaching video below:



<https://www.youtube.com/watch?v=mPpXOGfZIV0>

Make a 'First, Then, Now' frame and try these questions:

- 1)  $20-8$
- 2)  $18-6$
- 3)  $15-0$
- 4)  $19-4$

If this is too challenging, you could work within numbers up to 10:

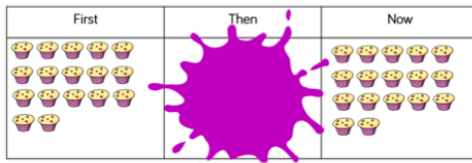
- 1)  $10-8$
- 2)  $5-0$
- 3)  $8-6$
- 4)  $9-4$

**Extension:**

Pick 1 question to complete.

1)

Annie, Tommy and Alex are working out which calculation is represented below.



$$17 - 17 = 0$$




Annie



$$17 - 0 = 17$$

Tommy

$$0 - 17 = 17$$

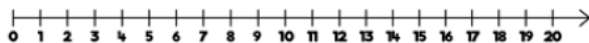


Alex

Can you work out who is correct?  
Explain why.

2)

How many ways can you complete this  
number sentence?  
Use the number line to help you.



$$\square - \square = 11$$

Handwriting  
(10 minutes)

Remember you do not have to use a pencil or pen today. You could use flour, sand, mud, sticks, oats or a brush and water.

Can you practice the letter **q**?

Write the letter, words and a sentence. Make sure you are making your tall letters tall, your long letters long and you are trying to keep your letters the right size. If your child struggles to form letters, practice writing in the air and carpet and show them how to write it first.

Try writing:

q

Queen

quacked

quietly

The Queen quacked quietly.

This video might help:



<https://www.youtube.com/watch?v=clmk9BMcdEg>

Phonics  
Group 1

Today we are learning the 'oa' digraph. Watch the phonics fairy's video by clicking on the link:



Login details:

<https://ttsstorytimephonics.co.uk/>

Username: Sporle Primary

Password: XA\$li@VB!QM8NqSh8iyeQHMg

For today's phonics, if you have any shaving foam please prepare this for your child to write in! See today's teaching video below:



<https://www.youtube.com/watch?v=x5E3UZIxEVI>

Today's digraph is 'au'. Watch the phonics fairy's video by clicking on the link:



Login details:

<https://ttsstorytimephonics.co.uk/>

Username: Sporle Primary

Password: XA\$li@VB!QM8NqSh8iyeQHMg

**Writing Task:**

Write your own RSVP to Prince Paul's invitation to the Royal Ball in August. Your challenge is to include as many words as you can with the 'au' spelling.





Topic  
(Seasons  
and weather)

Today we are learning about animals that hibernate during winter.  
Watch the video below:

KS1

### How the changing seasons affect hedgehogs

Part of Science | Animals

Duration 04:17



<https://www.bbc.co.uk/bitesize/clips/zq9rkqt>

There is a story PowerPoint to accompany this activity if you wish to read it with your child.

You can complete this activity by sorting toys, drawing pictures, explaining through a video or printing, cutting and sticking the pictures in the correct place.

## Don't Hog the Hedge! Who Hibernates?

Can you cut, sort and stick the animals into the table to show whether they hibernate or not?











Hibernates	Does Not Hibernate

Can you add any other animals to the table that hibernate or do not hibernate?

twinkl ORIGINALS

visit [twinkl.com](https://www.twinkl.com)



 hedgehog	 fox	 bat	 bees
 badger	 toad	 robin	 squirrel

Storytime/  
Dough Disco

Watch the video below and join in the activity. Get your dough ready! If you don't have any playdoh, you could use a ball of squashed bread or a soft ball.



<https://www.youtube.com/watch?v=sKbi9lxxQDM>