

Thursday 14<sup>th</sup> January 2021

Hello everyone,

Well done everyone for all your hard work yesterday! I saw some brilliant learning - I particularly enjoyed seeing the 'cross the river' phonics game, Reception shape making and Year 1s addition and subtraction fact families which blew me away!

Parents, thank you so much all your hard work and for uploading the pictures and videos. It is so lovely to see all the wonderful learning happening at home and to watch the progress your child is making.

I hope you all enjoy the learning set for today. I am here if you need anything.

Mrs Cole



You are  
capable of  
AMAZING  
things.

## Subject Resources List

### Handwriting:

- Whiteboard
- Whiteboard pen
- OR
- Pencil
- Exercise Book/Paper

### Phonics:

- Whiteboard
- Whiteboard pen
- Pencil
- Exercise book/Paper
- OR
- Make your own curds and whey - if you can use oats or something similar

### Maths:

- Device to watch Numberblocks
- Shapes to draw around (can include objects around the house)
- Pencils
- Paper
- Exercise book

### Literacy, topic and computing:

- Paper
- Pencils
- Colouring pencils
- Device for the Kiddle search engine
- Phonics sound mat for labels or sentences (extension)

Handwriting  
(10 minutes)

Remember you do not have to use a pencil or pen today. You could use flour, sand, mud, sticks, oats or a brush and water.

Can you practice the letter **s**?

Write the letter, words and a sentence. Make sure you are making your tall letters tall, your long letters long and you are trying to keep your letters the right size. If your child struggles to form letters, practice writing in the air and carpet and show them how to write it first.

Try writing:

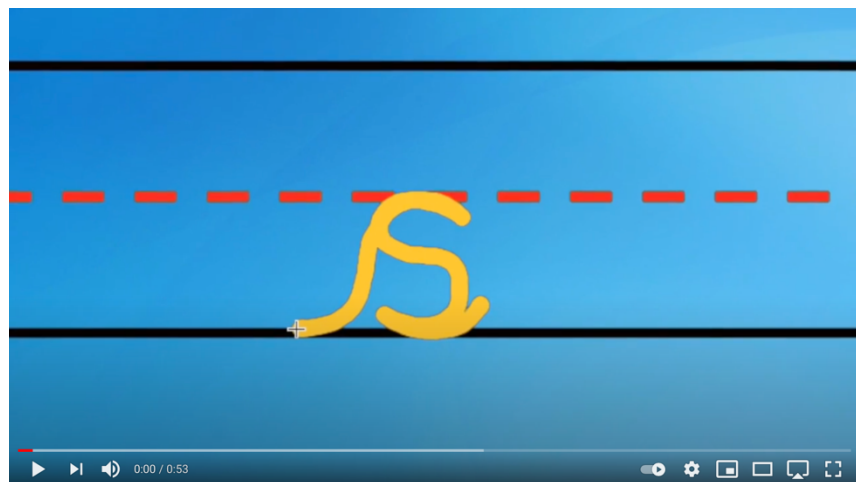
s

snail

shark

shark ate a snail

This video might help:



<https://www.youtube.com/watch?v=Z88An0KpuYo>

Phonics (20-30 minutes)

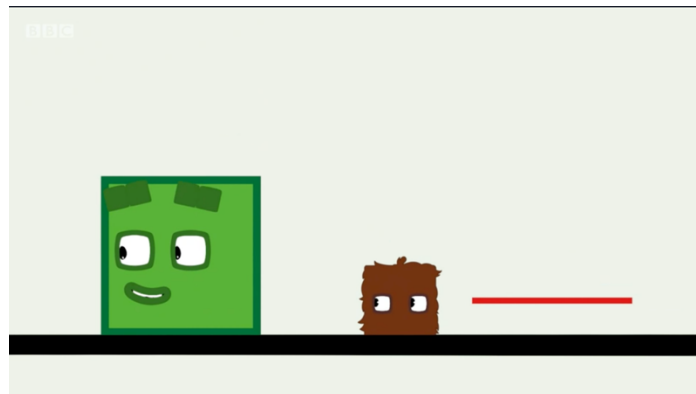
Today we are learning the 'ur' digraph. Watch the teaching video below:



<https://www.loom.com/share/a7bf2eba644c4b968f176a94ed2415b5>



Maths (20 minutes)

OPTIONAL: Watch 'Numberblocks 2D Shapes'



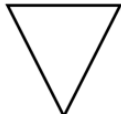











<https://www.bbc.co.uk/iplayer/episode/b0bp2qlb/numberblocks-series-3-flatland>

Today we are continuing with 2D shapes!

 #MathsEveryoneCan 

Make a shape picture using lots of different shapes.  
You could use these shapes or have a go at drawing your own.

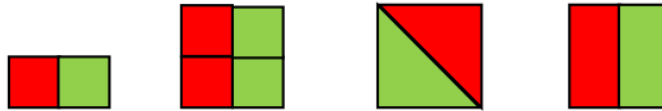
			
			
			

White Rose Maths

## Challenge

# Combining Shapes

Ask the children to investigate which shapes they can make by combining squares, rectangles and triangles in different ways.



Can you build a small square, a medium square and a large square? You could draw outlines for the children to fill initially.

What shapes did you use to make your squares?  
Is there a different way to build the same shape?

Can you build a square using rectangles?  
How do you know it is square?  
Can you build a rectangle using squares?  
How do you know it is a rectangle?

Literacy,  
Topic and  
computing:  
(15-20  
minutes)

*Today continue using this time to make your factfile about animals that hibernate. Don't forget to add some illustrations or pictures.*

Story time/  
Dough Disco

*Watch the dough disco video below:*



<https://www.youtube.com/watch?v=BOLR3pQt8zg>