

Friday 15<sup>th</sup> January 2021

Hello everyone,

Happy Friday!!

What amazing fact files you have made! I really enjoyed reading all the interesting facts you found out about hibernating animals- who knew that the heart rate for many animals slows to less than 10 beats per minute!

I hope you all enjoy today's home learning. I have added a treat film on to the end as it is a Friday... The Highway Rat! You don't have to watch this, but I thought I'd put it on here in case you fancy a chilled-out afternoon watching a fun story!

Remember to join the class zoom call today at 11am. Bring along your favourite toy to show everyone :)

See you soon!

Mrs Cole



you can.

## Subject Resources List

### Handwriting:

- Whiteboard
- Whiteboard pen
- OR
- Pencil
- Exercise Book/Paper

### Phonics:

- Whiteboard
- Whiteboard pen
- Pencil
- A4 paper
- Container

### Maths:

- Pencils
- Paper
- Exercise book

### Literacy, topic and computing:

#### ART:

- Paper
- Pencils
- Colouring pencils
- Paint
- Glue
- Tissue paper or something similar

#### SCIENCE:

- A4 paper
- Pencil

Handwriting  
(10 minutes)

Remember you do not have to use a pencil or pen today. You could use flour, sand, mud, sticks, oats or a brush and water.

Can you practice the letter **f**?


Write the letter, words and a sentence. Make sure you are making your tall letters tall, your long letters long and you are trying to keep your letters the right size. If your child struggles to form letters, practice writing in the air and carpet and show them how to write it first.

Try writing:

f  
frog  
fog

frog in the fog

This video might help:



<https://www.youtube.com/watch?v=EPfsUHgWrgY>

Phonics (20-30 minutes)

Today we are learning the 'ow' digraph. Watch the teaching video below:



OW



Login details:

<https://ttsstorytimephonics.co.uk/>

Username: Sporle Primary

Password: XA\$li@VB!QM8NqSh8iyeQHMg

**Task: football fingers**

Write these words on to small pieces of paper (about the size of a mobile phone):

bow

town

scowl

down

crown

Scrunch these up into balls. Using a container as a goal try to flick the balls into it. If you score a goal open up the piece of paper and read the word.


Maths (20 minutes)

Listen to this story talking about day and night:




<https://www.youtube.com/watch?v=gW2bWLMcCm0>

Today we are learning about night and day:











# #MathsEveryoneCan



Can you sort the pictures?

Which activities do we do in the daytime? Which do we do at night?

What else we do during the day or at night?

Draw your own pictures and then add them to the correct group.

White Rose Maths

Literacy,  
Topic and  
computing:  
(15-20  
minutes)

## Art: Trees through the seasons

Split an A4 piece of paper into 4. Draw 4 outlines of trees. Label each box with the seasons: Spring, Summer, Autumn, Winter.

### The Four Seasons

by \_\_\_\_\_




Spring



Summer



Autumn




Winter

On your deciduous (des-id-u-us) trees draw/paint/stick leaves/blossom onto the tree showing what it would look like in that season.



## Science:

Watch the teaching video below where we observe our cress experiment:



Cress Observation

<https://www.loom.com/share/2c310e42e4d34c37b9165fdbb9123a61>

## Task

On another piece of A4 paper, draw diagrams of each pot and label it.

Use some of these words:

germinate/germinating

grow/growing

healthy

water

plant


warmth

light

seeds

Story time/  
Dough Disco

OPTIONAL: Watch the story video below -  
The Highway Rat



<https://www.bbc.co.uk/iplayer/episode/b09kktlk/the-highway-rat>