

Monday 18th January 2021

Hello everyone,

I hope you all had a lovely, restful weekend!

Here is the learning for today - I hope you all enjoy what has been set!

Know I am here if you need anything - just send me a message on ClassDojo!

Mrs Cole



1. YOU ARE *valuable*
2. YOU ARE *enough*
3. YOU HAVE A *voice*
4. YOU ARE *seen*
5. YOU ARE *capable*

Subject Resources List

Handwriting:

- Whiteboard
- Whiteboard pen
- OR
- Pencil
- Exercise Book/Paper

Phonics:

- Whiteboard
- Whiteboard pen
- Pencil
- Exercise book
- Some kitchen foil

Maths:

- Pencils
- Paper
- Exercise book

Literacy:

- A device to watch Mr Mc

Science:

- A4 paper
- Pencil
- Phonics sound mat

Handwriting
(10 minutes)

Remember you do not have to use a pencil or pen today. You could use flour, sand, mud, sticks, oats or a brush and water.

Can you practice the letter **l**?

Write the letter, words and a sentence. Make sure you are making your tall letters tall, your long letters long and you are trying to keep your letters the right size. If your child struggles to form letters, practice writing in the air and carpet and show them how to write it first.

Try writing:


l

lemon

little

a little lemon

This video might help:

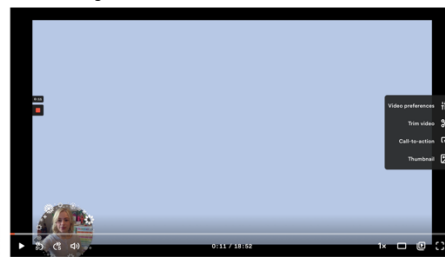


<https://www.youtube.com/watch?v=W55kiMs2454>

Phonics (20-30
minutes)

Today we are learning the 'oi' digraph. Watch the teaching video below:

oi



Phonics 'oi'

<https://www.loom.com/share/c5293db4e7544231ba2ad689e2c307cf>

Task:

Write a caption or sentence using two of the 'oi' words. For example: 'foil and soil' and 'The foil was in the soil.'

Maths (20 minutes)

Sing along to this song:




<https://www.youtube.com/watch?v=mXMofxtDPUQ>

You may want to sing this one too!




<https://www.youtube.com/watch?v=Fe9bnYRzFvk>

Today we are continuing to learn about night and day:



#MathsEveryoneCan



Have a go at sequencing an activity that you do everyday, such as getting ready for school or getting ready for bedtime.

Draw each step of the activity, jumble up your pictures and then put them back in the correct order. What comes first, next and last?

White Rose Maths

Literacy and
Topic: (15-20
minutes)

SPaG

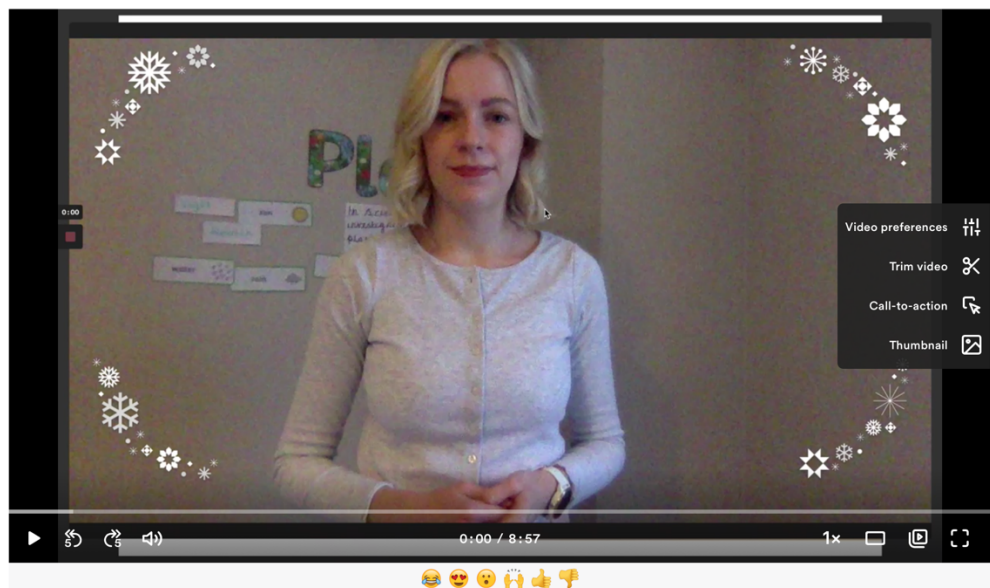
Play the 'Missing Digraphs' game with Mr Mc!



<https://www.youtube.com/watch?v=sgAJG0lqajg>

Science: Cress Observation

Watch the teaching video below:



Cress seed investigation - Day 5


<https://www.loom.com/share/024a69867ed64533a9061d4aa85242bb>

Task:

Draw diagrams of each pot in your 'Cress Diary'.
Write labels of your main observations.

Story time/
Dough Disco

Watch the dough disco video below:



<https://www.youtube.com/watch?v=o9D5lflqZF3o>