

Tuesday 19<sup>th</sup> January 2021

Hello everyone,

I saw some amazing learning happening yesterday. Well done everyone. I thought all the cress diaries looked brilliant and I was amazed to see how lots of your handwriting has progressed! Well done all of you!

Here is the home learning for today. If you have any questions, please do not hesitate to message me on ClassDojo. I am here for you!

Mrs Cole

find the  
**BEAUTY**  
in every day

## Subject Resources List

### Handwriting:

- Whiteboard
- Whiteboard pen
- OR
- Pencil
- Exercise Book/Paper

### Phonics:

- Whiteboard
- Whiteboard pen
- Pencil
- Exercise book
- An egg

### Maths:

- Pencils
- Paper
- Exercise book

### Literacy:

- Pencil
- Exercise book
- Phonics mat

### RE:

- A4 piece of paper
- Chopsticks
- A piece of material or kitchen roll
- Sellotape
- Scissors
- Black pen

Handwriting  
(10 minutes)

Can you practice the letter **i**?

Try writing:

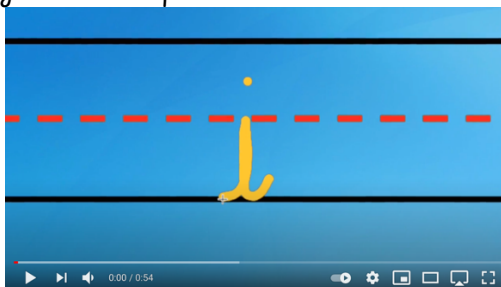
i

pig

pink

the pink pig

This video might help:



<https://www.youtube.com/watch?v=cPJYN-mx90A>

Phonics (20-30  
minutes)

Today we are learning the 'ear' trigraph. Watch the Phonics Fairy below:



ear



Login details:

<https://ttsstorytimephonics.co.uk/>

Username: Sporle Primary

Password: XA\$li@VB!QM8NqSh8iyeQHMg

**Task:**

- 1) Write the digraph 'ear' on an egg!
- 2) Look at the pictures below, figure out what they are and then write the words by sounding them out and using your phonics mat:





Maths (20 minutes)

Sing along with this counting song:





<https://www.youtube.com/watch?v=0TgLf3PMOc>

Today we are learning to count back from 5:


 **#MathsEveryoneCan** 

Sing a rhyme that counts back from 5  
Can you see the one less pattern?

It would be great if you could use some props from around your house to act out the rhyme as you sing.

Can you make up your own counting back rhyme to sing?



You may want to sing along with the nursery rhyme "Five Currant Buns":



<https://www.bbc.co.uk/teach/school-radio/nursery-rhymes-five-currant-buns/zm4nmfr>

*Extension:*

## How Many are Hidden?


Show the children 4 or 5 small world creatures. Ask them to close their eyes whilst you cover some with a blue cloth to resemble a pool. Can they work out how many of the ducks you have put into the 'pool'?

Practise in different contexts for example teddies and a 'tent', horses and a 'stable' cars and a 'garage'. Encourage children to use concrete objects, draw a picture or use their fingers to help them explain how they know what is missing.

*Literacy and  
Topic: (15-20  
minutes)*

*Jack and the Beanstalk and instructions.*

*Watch the teaching video below:*



Literacy Tuesday 19th January 2021

<https://www.loom.com/my-videos>

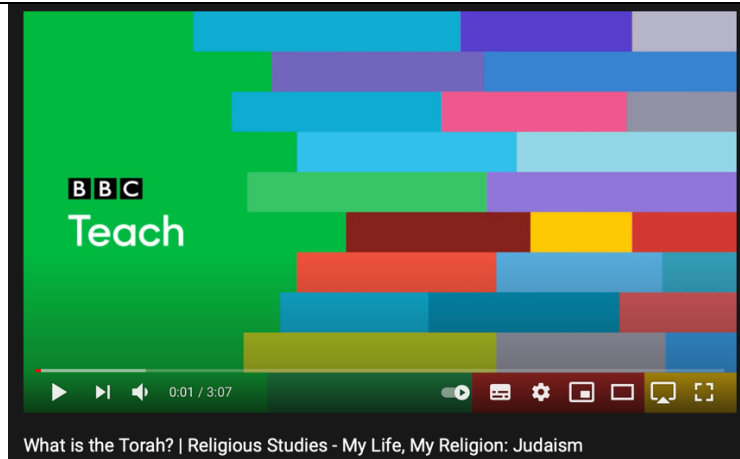
**Task:**

Draw and label the steps for planting a bean just like Jack did! Make sure to number your diagrams, starting with 1, and to draw them in precise steps so someone could use your instructions.

*RE (Judaism)  
and Art: (10-15  
minutes)*

**Judaism and Art:**


Watch the video below explaining what the Torah is and then watch the Art related video below for your task:



<https://www.youtube.com/watch?v=3QZ792rjcVE&t=1s>

### Task:

Make a Torah from an A4 piece of paper, 2 chopsticks (or straws), a long thin piece of material (or kitchen roll), scissors, sellotape. Watch the video below:



RE and Art - Making a Torah

<https://www.loom.com/share/d705350203b14c3cbddfc8656684a2b7>

Story time/  
Dough Disco

Watch the story time video below and join in if you know it:



*We're Going on a Bear Hunt*  
CELEBRATING 25 YEARS

*Michael Rosen • Helen Oxenbury*



Michael Rosen performs We're Going on a Bear Hunt

<https://www.youtube.com/watch?v=OgyI6ykDwds>