

Wednesday 20th January 2021

Good morning everyone.

Can you believe we are half way through the week already!
It was fantastic to see your Torah scrolls yesterday!

Mrs Hoddy

Subject Resources List

Handwriting:

- Whiteboard
- Whiteboard pen
- OR
- Pencil
- Exercise Book/Paper

Phonics:

- Whiteboard
- Whiteboard pen
- Pencil
- Exercise book
- GROUP 1: Yellow pencil/pen/highlighter
- GROUP 2: A4 paper and 2 containers (e.g., lunch boxes, shoe boxes or cups)

Maths:

- Pencils
- Paper
- Exercise book

Literacy:

- Pencil
- Exercise book
- Phonics mat

Science:

- Your cress diary
- Pencil

Handwriting (10 minutes)


Can you practice the letter **j**?

Try writing:

j
jam
jelly
jiggly

The jiggly jelly and jam!

This video might help:



<https://www.youtube.com/watch?v=ihDLrtIZIdw>

Phonics Group 1 (20-30 minutes)

Today we are learning the 'air' trigraph. Watch the teaching video below:

<https://www.loom.com/share/90bcaa600ca24794a7e21f36b3449621>

air



Task:

Write these words using a yellow pen/highlighter/pencil and add the buttons and hair slides (buttons and zips) underneath the words:

hairy
dairy
air
fair
fairy
pair

Phonics Group
2 (20-30
minutes)

Today we are learning the split digraph 'i-e'. Watch the Phonics Fairies video below:



Login details:

<https://ttsstorytimephonics.co.uk/>

Username: Sporle Primary

Password: XA\$Li@VB!QM8NqSh8iyeQHMg

Task:

Write these words on to pieces of paper and fold into a letter. Read the word and post the letters into the correct 'letter box' (3 containers). One letter box for words with the trigraph 'igh', another for the words with the split digraph 'i-e' and one for the words with the digraph 'ie'.

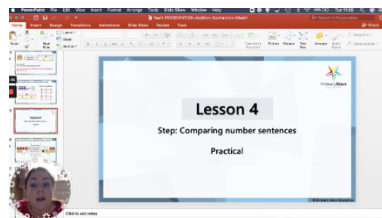
prize
bike
pie
polite
slide
lie
time
tie
light

Maths (20
minutes)

Today in maths we are using the greater than, less than and equals symbols to compare number sentences.

Watch the teaching video below:

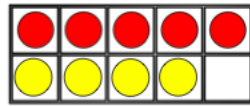
<https://www.loom.com/share/3323alcad5f5430a871d5deac61dcb72>



Task:

1)

Which card completes the number sentence?

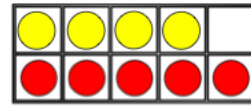


$5 + 4$

is more than

is less than

is equal to



$4 + 5$

2)

Use $<$, $>$ or $=$ to compare the number sentences.

$3 + 8 \bigcirc 8 + 3$

$18 - 5 \bigcirc 18$

$12 + 4 \bigcirc 12 - 4$

3)

Choose the correct digit card to make the number sentences correct.

$13 - 5 < 13 - \underline{\quad}$

$16 - 4 = \underline{\quad} + 4$

$9 + \underline{\quad} > 9 + 1$

4

8

2

Extension question:

Pick at least one to complete.

1)

Parent answer:



Alex

Any number less than 11
would make this correct.

$7 + 11 < 7 + \underline{\quad}$



Do you agree with Alex?

Explain why.

Alex is incorrect.
She needs to use
any number
greater than 11

2)

Parent answer:

	<p>Dexter is working out which symbol to use to compare the number sentences.</p> <div data-bbox="384 168 775 400">  $14 - 5 \quad \bigcirc \quad 14 + 5$ <p>The missing symbol must be = because all of the numbers are the same.</p> </div> <p>Do you agree with Dexter? Explain why.</p> <div data-bbox="884 107 1142 506"> <p>Dexter is incorrect because when you take 5 away from 14 the answer will be smaller than when you add 5 to 14 so the correct symbol should be <</p> </div>
<p>Literacy and Topic: (15-20 minutes)</p>	<p>'Jack and the Beanstalk' and instructions: Today you are learning about bossy words to use in your instruction writing. Bossy finger at the ready!....</p> <p>Listen to this song: https://www.youtube.com/watch?v=JR5RamYsULY And talk about the bossy imperative verbs</p> <p>Task:</p> <p>Using your work from yesterday to help, write a set of instructions telling someone how to plant a bean. Remember to be clear in what you are asking someone to do, use bossy (imperative) verbs and to number your instructions, starting with 1.</p> <p>An example of this would be "1. Get a plant pot and put some soil in it so it's almost full" and "2. Place a bean on top of the soil and cover it with a small amount of soil."</p> <p>These are the bossy (imperative) verbs</p>
<p>Science (15 minutes)</p>	<p>Task: https://www.loom.com/share/833b2547ef574588aef66bb082fb0e89</p> <div data-bbox="743 1550 1158 1809">  </div> <p>Draw the cress and label which part is the root and the stem.</p> <p>Write a sentence explaining what a root does.</p>

Story time/
Dough Disco

Join in with the Dough Disco video!

<https://www.loom.com/share/bcf317f54cee4cf5a56f61bfff17d8e9>

