

Wednesday 3rd February 2021

Hello everyone,

What wonderful learning you did yesterday! I am so proud of all the hard work you are doing. What brilliant maths learning I am seeing! Both Reception and Year 1's have started a new topic and you're all flying through it!

It's been so lovely to see lots of pictures of you doing activities for 'Children's Mental Health Week', including 'Star Baker' baking and going for walks in the forest! What great ways to boost positivity!

I hope you enjoy today's learning!

Mrs Cole



Children's Mental Health Week
5 Outdoor Activities

	Go outside and close your eyes. What can you hear?	Monday
Tuesday	Stand in an outdoor space. What is the weather doing? What does it feel like? How does it make you feel?	
	Can you spot any signs of spring? How many can you find?	Wednesday
Thursday	Watch the clouds. Look up at the sky in the morning, afternoon and early evening. How has it changed?	
	Have fun! Go for a walk, play a game, run, jump, skip or hop.	Friday

 **Teach Outdoors**
Learning Through Discovery

www.teachoutdoors.co.uk
Facebook: @teachoutdoors Twitter: @teach_outdoors Instagram: @teach_outdoors

Subject Resources List

Handwriting:

- Whiteboard
- Whiteboard pen
- OR
- Pencil
- Exercise Book/Paper

Phonics:

- Whiteboard
- Whiteboard pen
- Pencil
- Exercise book

Maths:

- Pencils
- Paper
- Exercise book
- Whiteboard
- Whiteboard pen
- The home-made Base 10 you made yesterday

Literacy:

- Pencil
- Paper or exercise book

Den Building:

- You can use anything, such as blankets, boxes, towels, rug, cushions, sticks and trees. It can be inside or outside!

PE for the
whole week

Remember to take part in the PE challenges for this week and don't forget to send me your scores (outlined in the document posted on ClassDojo).

Handwriting
(10 minutes)

Can you practice the letter **p**?

Try writing:

p

pirate


Pete

parrot

Polly

Pirate Pete has a parrot called Polly.

This video might help:



<https://www.youtube.com/watch?v=qeVjcMYcETQ>

Phonics Group
1 (20-30
minutes)

Today we are learning the split digraph 'a-e'.

Watch the phonics fairies' video below:



a-e



Login details:

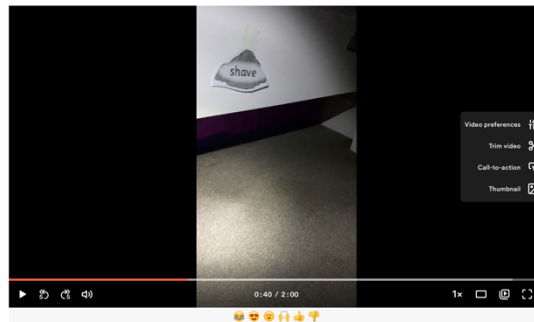
<https://ttsstorytimephonics.co.uk/>

Username: Sporle Primary

Password: XA\$li@VB!QM8NqSh8iyeQHMg

Task:

Find the words with the split digraph 'a-e' in Caveman Dave's Cave and read them aloud:




Phonics a-e task

<https://www.loom.com/share/2e08379fc7004f0ab22f5ed72e535b35>

Can you write a sentence using at least two of these words?

Today we are learning the 'ie' alternative 'ee'
digraph.



Look at this caption-

peas in the field

Can you see the 2 different spellings making the
'ee' sound? 'ie' can also make an 'ee' sound.

Task:

Read the words on the pea pods below. To make it
more exciting you could print, cut and hide them
to find or make up your own pea pod finding
game!



tts



tts



tts



tts



tts



tts



Maths (20 minutes)

Today we are learning how to represent numbers up to 50.

During the video either do **Task A** or **Task B**:

Task A: Complete the questions with Mrs Cole! Watch the video and have your exercise book and pencil ready!

Task B: Try and complete these questions independently

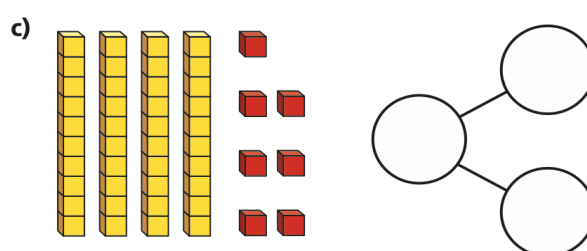
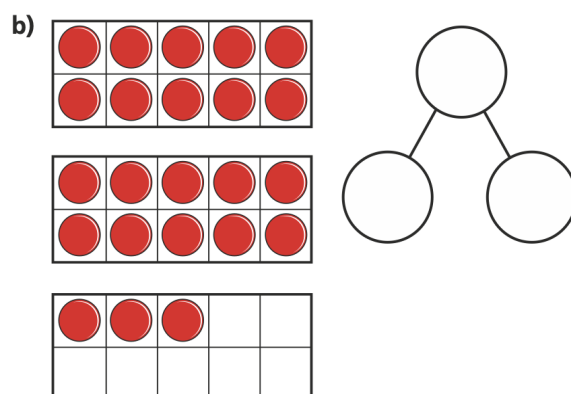
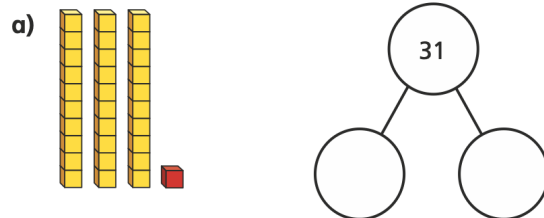


Year 1 Maths Wednesday 3rd February 2021

<https://www.loom.com/share/7b7c79d7ac744dc79477c2bad91c6857>

1)

Complete the part-whole model for each picture.



2) Use the 'base 10' you made yesterday or draw them.

Make these numbers with counters or cubes.

a) 16

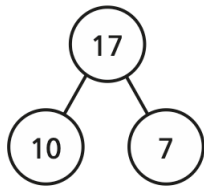
b) twenty-one

c) 43


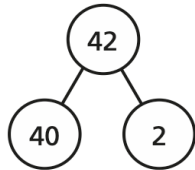
3)

Draw a picture to match each part-whole model.


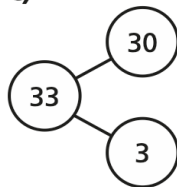
a)



b)

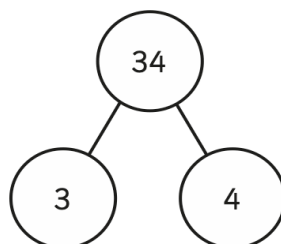


c)



4)

Mo has filled in this part-whole model.



What mistake has Mo made?

Extra-curricular

Building a den

Have a go at making a den! Use anything in your house, such as blankets, towels, chairs, tables, sticks, pillows and boxes. You can build it however you like and turn it into anything, such as a castle or spaceship! Let your imagination go wild! You can build it inside or outside!

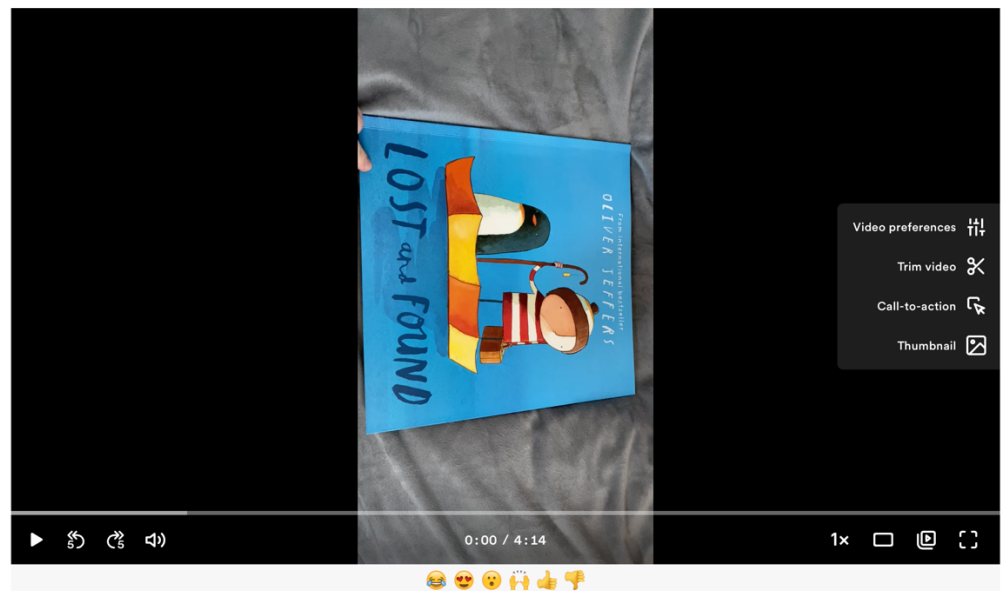
Don't forget to post a picture or video of your den!

Literacy (20-30 minutes)

We are going to be retelling the story of 'Lost and Found'.

We are going to be retelling the story of 'Lost and Found'. Today I would like you to start to make your own story book. You can do this by either making 1 page in your book for each part of the story or by making a folded book using an A3 sheet of paper (a zigzag, concertina book).


Watch the video of me reading the story:




Lost and Found Story

<https://www.loom.com/share/8eac776e968a4ed5a03076b6e9c62a4a>


Task: Today you are just completing the missing pictures below. You need to complete pictures 2, 4 and 6 with the main events that happen then.



2.



4.



6.

Story time/
Dough Disco

Watch the story time video below:



<https://www.youtube.com/watch?v=wfn6yjr9T0>

Cosmic Kids
Yoga/Singing

If you would like to, you could do some Cosmic Kids Yoga:



<https://www.youtube.com/watch?v=QM8Nj8CfOg0>