

Tuesday 23rd February 2021

Hello everyone,

I hope you all had a super first day back. I saw some amazing work - I loved all the different creative ways you practiced your spellings and tricky troll words, like using paint and writing in flour. There were also some fantastic answers you gave for the RE question, so well done!

Here are the home learning activities for today. I hope you enjoy them!

Mrs Cole



P.S. Here is a fun indoor PE activity you might like to do! Send in a picture or video of you doing this on ClassDojo.



Subject Resources List

Handwriting:

- Whiteboard
- Whiteboard pen
- OR
- Pencil
- Exercise Book/Paper

Phonics:

- Whiteboard and whiteboard pen
- Pencil and exercise book

Maths:

- Playdough
- Pasta
- Pencil
- Exercise book

Science:

- Pencil
- Colouring pencils
- Paper or exercise book

Handwriting
(10 minutes)

Practise spelling these tricky troll words from your Phonics learning this week
You can practice writing them anyway you like, if the sun is shining you could even use a paint brush and some water outside on paving or on a vertical surface like a wall!



he, she, we, me, be

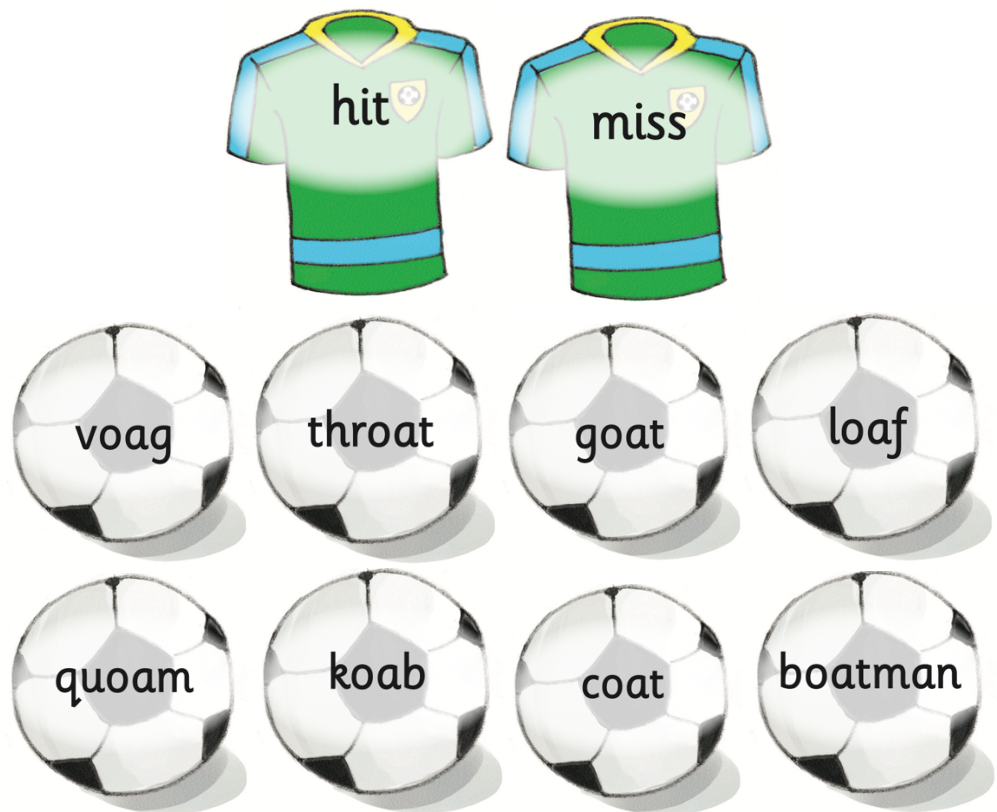
Today we are revising the 'oa' digraph. Watch the teaching video below:



<https://www.loom.com/share/7c6de6a4a5024bbb8a77b788b8d5c864>

Task:

Read the words on the footballs and then sort them in to real (hit) and Beegu (miss) words. Use the real (hit) words by putting them in to a caption or sentence.



Today we are learning about days of the week!

Starter: Make 3 playdough snakes that are different lengths. Compare their lengths by lining them up and using household objects, like pasta. Can you arrange them in order from shortest to longest? Don't forget to use the key vocabulary.



What do you notice?



Key vocabulary

short	shorter
long	longer
shortest	longest
more	fewer


Task: sing the days of the week song and then draw a picture of something you do on each day of the week.



<https://www.youtube.com/watch/mXMofxtDPUQ>

#MathsEveryoneCan

Monday	Thursday	Friday	Sunday
Saturday	Wednesday	Tuesday	



Science (10-15 minutes)

Carnivores, herbivores and omnivores

Watch the teaching video below:



Science (carnivores, herbivores and omnivores)

<https://www.loom.com/share/6276791007fa47fea23b9a73ladb1601>

Task:

Draw a picture of an animal in each of the categories (herbivore, omnivore and carnivore). You choose which animal you would like to draw!

Carnivore	Herbivore	Omnivore


Here is the link to the game if you would like to play it again and the song:

<https://switchzoo.com/games/pleasedofeedtheanimals.htm>

<https://youtu.be/gZa8qkdP86M>

Cosmic Kids
Yoga/Singing

Sing along with this nursery rhyme!



<https://www.bbc.co.uk/teach/school-radio/nursery-rhymes-busy-farmer-ben/zkx3hbk>

Story time/
Dough Disco

Join in the dough disco!



https://www.youtube.com/watch?v=a3bwm_ZdDq4