

Friday 5th March 2021

Hello everyone,

It's fantastic Friday and it's the last day before we are all back to school. We're all really looking forward to seeing you all back in Robin class.

Don't forget to watch Jo Empson live at 1.30pm. Here is the link for this:

<https://youtu.be/tKQ0aQHQmwI>

Have a super last day of home schooling and home learning and see you all at 11am today for our last class zoom call!

Mrs Cole



Subject Resources List

Spellings:

- Pencil
- Exercise Book/Paper

Phonics:

- Whiteboard and whiteboard pen
- Pencil and exercise book
- Paper
- Washing up bowl and rubber gloves

Maths:

- Pencil
- Paper and exercise book
- Ruler

Literacy and Topic:

- Paper
- Pencils
- Phonics mat
- Your facts from yesterday about hares

Art:

- Any crafty things to make a tortoise out of hexagons!

Spellings (10 minutes)	<p>Spelling test day! Grownups- read the words your child has been practicing aloud and get them to write it on their whiteboard or in their book. Check spellings at the end. Practice the ones you didn't quite get right. Send in a picture of this completed.</p> <p>Here are the words:</p> <table><tr><td>back</td></tr><tr><td>peck</td></tr><tr><td>sock</td></tr><tr><td>lick</td></tr><tr><td>stick</td></tr><tr><td>rock</td></tr><tr><td>sack</td></tr><tr><td>duck</td></tr><tr><td>luck</td></tr><tr><td>shock</td></tr></table>	back	peck	sock	lick	stick	rock	sack	duck	luck	shock
back											
peck											
sock											
lick											
stick											
rock											
sack											
duck											
luck											
shock											

Phonics Group
1 and 2 (20-30
minutes)

Today we are learning the rule for when an 'a' phoneme is pronounced as a 'o' in words. Listen the phonics fairies' story below:



Phonic Fairy Reads "Whiffy Wilson"

Revise these phonemes: x, y, ai, or, ure

Read and write this Tricky Troll word: called

Task:

Read these words aloud:

wash, what, wasp, squash, want, watch, wallet, wander

What do you notice about these words? Does the 'a' in them make an 'a' sound?

The rule is the 'a' after a 'w' is usually pronounced like a 'o' in hot.

Task 2:

Write the words on to separate piece of paper and put the words into a bowl of pretend soapy water. You could put rubber gloves on to pretend you are washing Whiffy Wilson. Pull out one of the words and read it aloud. Keep doing this until they are all gone. Choose at least one word and write this into a sentence.

For example, 'Whiffy Wilson did not want to wash.'

Maths (20 minutes)

Today in maths we are learning how to use a ruler!

Watch the teaching video and have a ruler ready:



<https://www.loom.com/share/79f405469c284ba59c49cca5cf95de92>

Task A

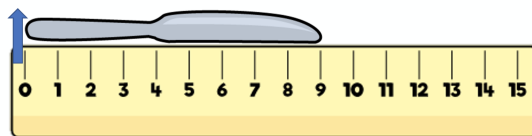
Use a ruler to measure 2 objects (such as a pencil and a book) and put the measurements in the table below.

Remember to put the 0cm line on one end of the object you are measuring:



Be careful!

Have a think



Mind the gap!

Object	Measurement (cm)

Which object is longer?
Which object is shorter?

Task B:

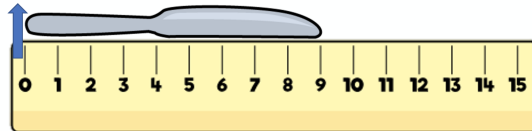
Use a ruler to measure at least 3 objects (such as a pencil, a book and a Lego figure) and put the measurements in the table below.

Remember to put the 0cm line on one end of the object you are measuring:



Be careful!

Have a think



Mind the gap!

Object	Measurement (cm)

Can you order them from shortest to longest?
Can you order them from longest to shortest?

Extension question:

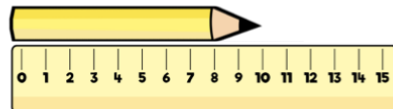
Task A - choose one to complete

Task B - complete both questions

1)

Parent answer:

Teddy measures the length of the pencil.



He says,



The length of the pencil is 10 cm.

Do you agree with Teddy?
Explain why.

Teddy is wrong
because he has
started measuring
from the end of
the ruler not from
0

2)

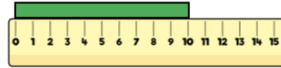
Parent answer:

Eva, Dexter and Rosie are comparing ribbons that they have.
Unfortunately, Dexter has lost his ribbon.

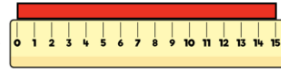
He says,



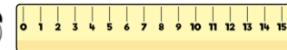
My ribbon is shorter than Rosie's, but longer than Eva's.



Eva



Rosie



Dexter

How long could Dexter's ribbon be?

Possible answers:

11 cm

12 cm

13 cm

14 cm

*Literacy and
Topic (20-30
minutes)*

Hare Fact File



Task:

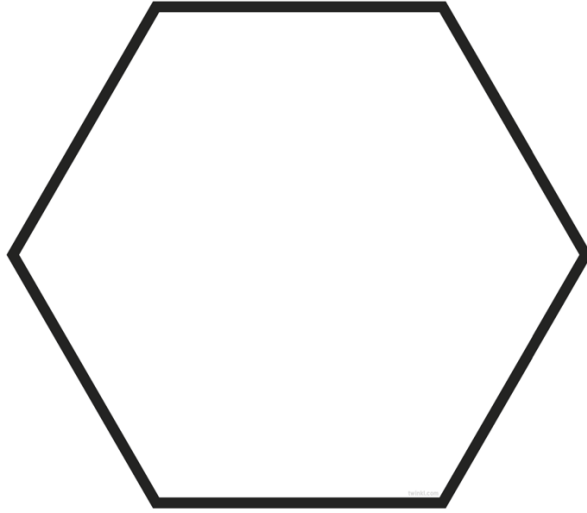
*Continue to make your fact file about hares.
Remember to post a picture or video of it on
ClassDojo.*

*Art (30
minutes)*

Hexagon Collage Tortoise

Task:

*Make a tortoise using hexagon shapes. Here is a
template for hexagons. You could draw hexagons
on coloured paper, or you could colour in the
hexagons.*



Here are some examples:

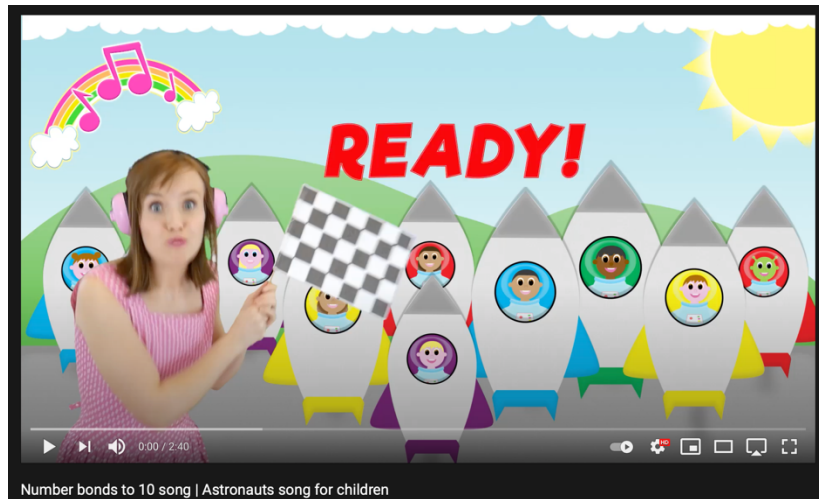


Collective
Worship - Mid
Norfolk Kidz
Klub

Watch the Collective worship Kidz Klub show:



<https://www.youtube.com/watch?v=piscZY5tIFw>



<https://www.youtube.com/watch?v=YdPA2YHIdqU>